

Grant / ~~Extension~~ of a  
**- FOR USE IN AIRCRAFT -**  
Qualification Label.

Valid for the following child restraint system:

Child Restraint System	Identification -Number
<b><i>kiddy phoenixfix 3</i></b>	<b><i>ID: 0000051233</i></b>

Manufacturer name: Kiddy GmbH


Date of qualification: 29.03.2016

The Qualification is based on the  
„Qualification Procedure for Child Restraint Systems for use in Aircraft“  
(TÜV Doc.: TÜV/958-01/2001 Rev.2).

Cologne, 29.03.2016




Dipl.-Ing. D. Toth

<b>Grant / Extension of a - FOR USE IN AIRCRAFT - Qualification Label.</b>		
<b>Client:</b> Kiddy GmbH	<b>Report No.:</b> LF/C/020/16	
<b>Test Article:</b> phoenixfix 3	<b>Date:</b> 29.03.2016	

**Content:**

<b>1. Details of the Child Restraint System (CRS).....</b>	<b>3</b>
<b>2. ID-Number / Qualification Label:.....</b>	<b>3</b>
2.1. Qualification Label.....	4
<b>3. Validity of the „For use in Aircraft“- Qualification Label .....</b>	<b>4</b>
<b>4. Instruction Manual.....</b>	<b>4</b>
<b>5. Range of Application.....</b>	<b>5</b>
<b>6. Appendix .....</b>	<b>5</b>

<b>Grant / Extension of a - FOR USE IN AIRCRAFT - Qualification Label.</b>		
<b>Client:</b> Kiddy GmbH	<b>Report No.:</b> LF/C/020/16	
<b>Test Article:</b> phoenixfix 3	<b>Date:</b> 29.03.2016	

## 1. Details of the Child Restraint System (CRS)

Manufacturer: Kiddy GmbH  
Schaumbergstraße 8  
D-95032 Hof

Designation: kiddy phoenixfix 3

Description: Forward facing child restraint system for use in vehicles and aircraft. Applicable for child group 1 (9-18 kg).


Certificates: a) ECE-R 44-04 for 3-point attachment  
[Approval number: 04301333]  
b) "Qualification Procedure for Child Restraint Systems (CRS) for use in Aircraft "  
(TÜV Doc.: TÜV/958-01/2001 Rev.2)

Supplementary equipment: - Belt shortener

## 2. ID-Number / Qualification Label:

The above described child restraint is qualified for use in Aircraft. Further information is available through the link [www.tuv.com](http://www.tuv.com) in addition with the current TÜV ID-No.

The following qualification label was assigned to the above described CRS:

<b>Grant / Extension of a - FOR USE IN AIRCRAFT - Qualification Label.</b>		 <b>TÜVRheinland</b> <sup>®</sup>
<b>Client:</b> Kiddy GmbH	<b>Report No.:</b> LF/C/020/16	
<b>Test Article:</b> phoenixfix 3	<b>Date:</b> 29.03.2016	

## 2.1. Qualification Label



Label 1

It is the customer's responsibility to include information regarding the **weight-limits** of the qualified child restraint system.


The information should appear in **clear and legible print**. The qualification label itself must not be overprinted or otherwise modified.

## 3. Validity of the „For use in Aircraft“- Qualification Label

Modifications to the qualified CRS have to be immediately communicated to the qualifying organisation. In the case of modifications, it must be checked whether the qualification may be continued, extended or has to be withdrawn. The qualifying organisation is entitled to withdraw the qualification and to inform the affected users (air operators) as well as the supervisory authority of the withdrawal of qualification.

## 4. Instruction Manual

See appendix 1.

<b>Grant / Extension of a - FOR USE IN AIRCRAFT - Qualification Label.</b>		
<b>Client:</b> Kiddy GmbH	<b>Report No.:</b> LF/C/020/16	
<b>Test Article:</b> phoenixfix 3	<b>Date:</b> 29.03.2016	


## 5. Range of Application

The CRS may only be used on suitable aircraft seats. The following aircraft seats are not suited for the installation of child restraints:

- Child seats must not be installed in a row directly in front, behind, or next to an emergency exit. Furthermore it is prohibited to install child seats next to a main aisle or exit cross aisle.
- Child seats must not be installed on a seat equipped with airbags .
- Rearward-facing child seats (e.g. baby seats) must not be installed on rearward -facing aircraft seats.

## 6. Appendix

Appendix 1: Instruction Manual

<b>Grant / Extension of a - FOR USE IN AIRCRAFT - Qualification Label.</b>		
<b>Client:</b> Kiddy GmbH	<b>Report No.:</b> LF/C/020/16	
<b>Test Article:</b> phoenixfix 3	<b>Date:</b> 29.03.2016	

# Appendix 1:

## Instruction Manual